
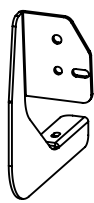


RUNNING BOARD INSTALLATION INSTRUCTIONS

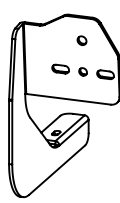
GH-25004
FOR RAM 2500 & 3500 (2011-2025)




DETAIL 1



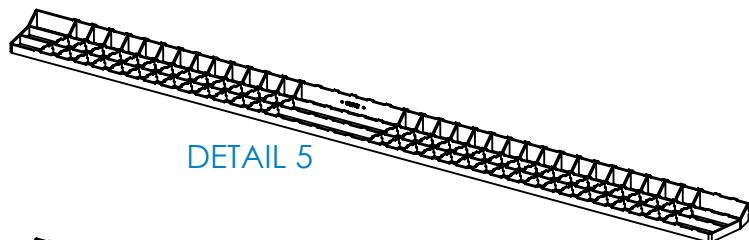
DETAIL 2



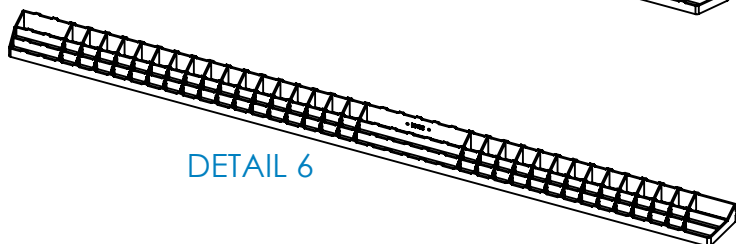
DETAIL 3



DETAIL 4



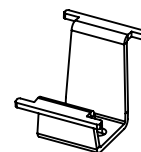
DETAIL 5



DETAIL 6



DETAIL 7



DETAIL 8

DET	REV	PartNo	DESCRIPTION	QTY
1	C	103717	BRACKET - STYLE 1 - RAM 2500 & 3500	2
2	C	103718	BRACKET - STYLE 2 - RAM 2500 & 3500	2
3	D	103729	BRACKET - STYLE 3 - RAM 2500 & 3500	1
4	D	103730	BRACKET - STYLE 4 - RAM 2500 & 3500	1
5	B	103722	ASSY - RUNNING BOARD - CS - 84in	1
6	B	103723	ASSY - RUNNING BOARD - RS - 84in	1
7	A	103719	BRACKET - MOUNTING - INNER FRAME RAIL - RAM 2500 & 3500	6
8	G	103584	BRACKET - RUNNING BOARD - INNER	6
9	A	00381	WASHER - ST - FLAT - .375	6
10	A	00382	WASHER - ST - LOCK - .375	6
11	A	901080	NUT - ST GR 5 - .375-16	6
12	A	00383	WASHER - ST - FLAT - .313	6
13	A	00384	WASHER - ST - LOCK - .313	6
14	A	00385	BOLT - ST - .313-18 X 1.00	6
15	A	00390	BOLT - SS - .313-18 X .750 - FULL THREAD	6
16	A	00391	NUT - GR C ZINC - .313-18 - DIST THREAD LOCKING	6
17	C	103819	MOUNT - LOGO - PUSH IN - MOLDED	2
18	A	901110	GRAPHICS	2

TOOLS NEEDED

1/2" SOCKET

1/2" WRENCH

9/16" SOCKET

9/16" WRENCH

RATCHET

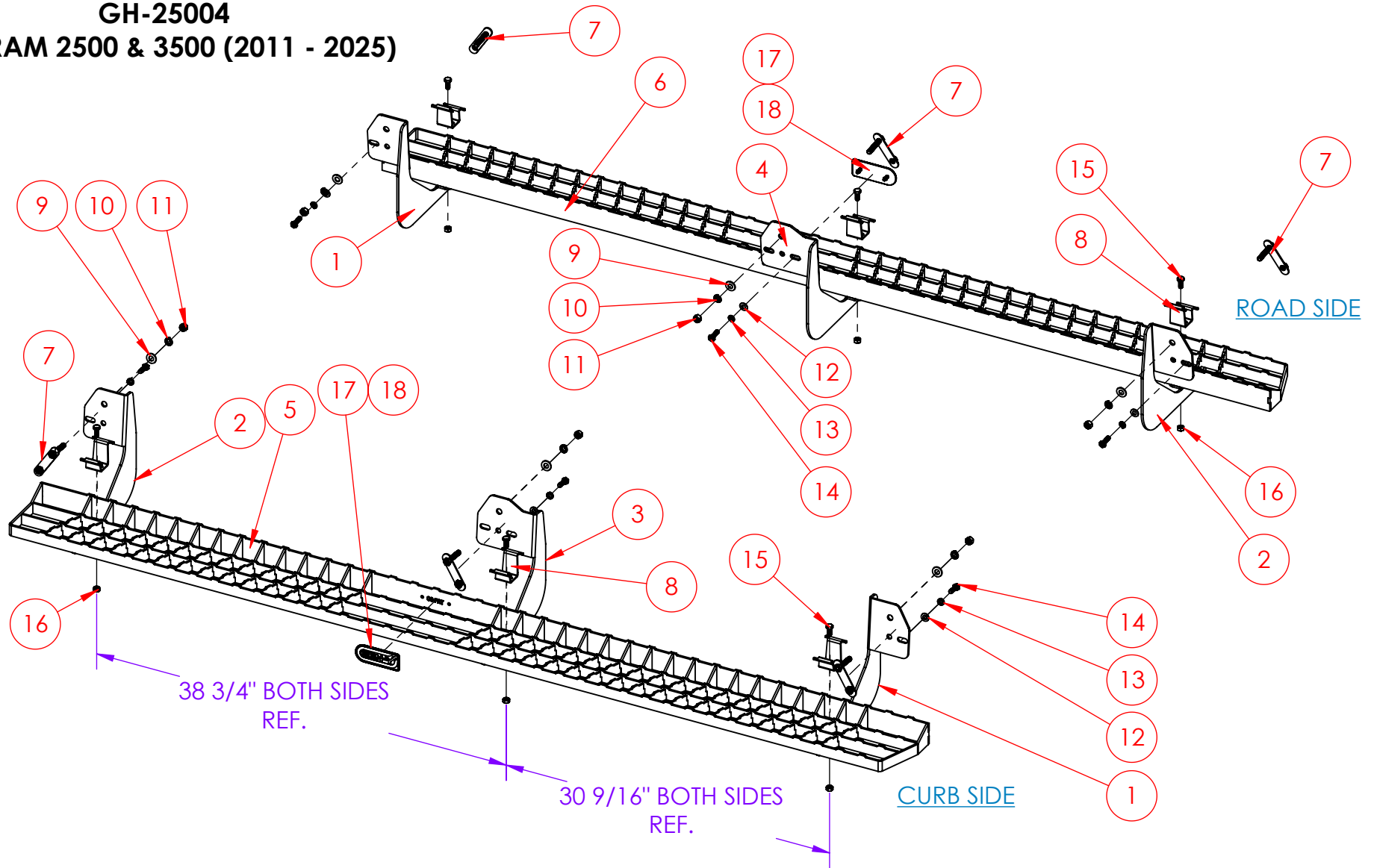
TORQUE WRENCH

PROPRIETARY AND CONFIDENTIAL
THE INFORMATION CONTAINED IN THIS DRAWING IS THE SOLE PROPERTY OF GEN-Y GROUP. ANY REPRODUCTION IN PART OR AS A WHOLE WITHOUT THE WRITTEN PERMISSION OF GEN-Y GROUP IS STRICTLY PROHIBITED.
E-MAIL: mike@genyhitch.com

A	PRODUCTION RELEASE	03/17/25	FPW	CHK
REV.	DESCRIPTION	DATE	DRW	CHK
DIMENSIONS ARE IN INCHES				
TOLERANCES:				
ANGULAR: MACH ± 1.0				
TWO PLACE DECIMAL ± .03				
THREE PLACE DECIMAL ± .015				
Material	ST	PERIMETER	GEN-Y HITCH	
FINISH	N/A	TRACKING PART NO:	NAPPANEE IN	
DO NOT SCALE DRAWING				

GEN-Y HITCH			
DESCRIPTION			
MAIN ASSY - RUNNING BOARDS - RAM 2500 & 3500			
SIZE	DWG. NO.	REV.	
A	GH-25004	A	
SCALE: NTS	WEIGHT: 85.843 FT/LB	SHEET 1 OF 3	

GH-25004
FITS RAM 2500 & 3500 (2011 - 2025)



PROPRIETARY AND CONFIDENTIAL
 THE INFORMATION CONTAINED IN THIS
 DRAWING IS THE SOLE PROPERTY OF
 GEN-Y GROUP. ANY REPRODUCTION IN
 PART OR AS A WHOLE WITHOUT THE
 WRITTEN PERMISSION OF GEN-Y GROUP IS
 STRICTLY PROHIBITED.
 E-MAIL: mike@genyhitch.com

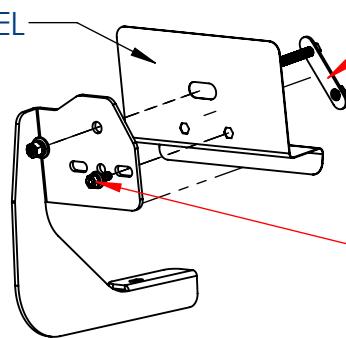
DIMENSIONS ARE IN INCHES
 TOLERANCES:
 ANGULAR: MACH ± 1.0
 TWO PLACE DECIMAL $\pm .03$
 THREE PLACE DECIMAL $\pm .015$
 Material ST
 FINISH N/A
 DO NOT SCALE DRAWING

NAME	DATE
DRAWN FPW	03/17/25
CHECKED .	.
AREA .	.
PERIMETER .	.
TRACKING PART NO:	GEN-Y HITCH NAPPANEE IN

GEN-Y HITCH		
DESCRIPTION MAIN ASSY - RUNNING BOARDS - RAM 2500 & 3500		
SIZE A	DWG. NO. GH-25004	REV. A
SCALE: 1:12		WEIGHT: 85.843 FT/LB
SHEET 2 OF 3		

GH-25004 **FITS RAM 2500 & 3500 (2011 - 2025)**

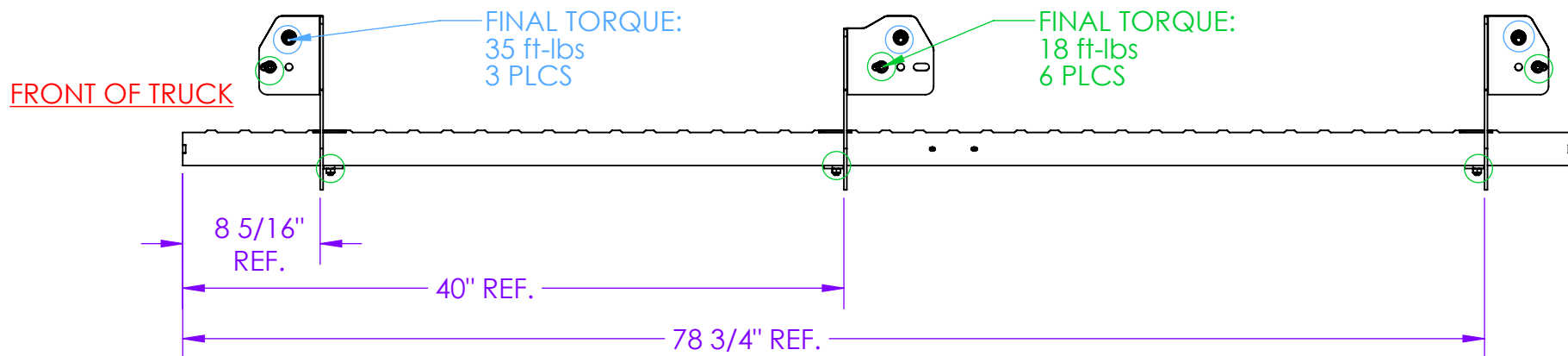
INNER ROCKER PANEL



STEP 1 -
 INSERT DETAIL 5 THROUGH OVAL SLOT
 AND HOLD SECURELY. THEN INSTALL
 MOUNTING BRACKET, WASHERS AND
 HAND TIGHTEN THE NUT.

STEP 2 -
 INSTALL BOLT & WASHERS
 AND HAND TIGHTEN.

STEP 3 -
 INSURE RUNNING BOARD & BRACKETS ARE PROPERLY ALIGNED THEN TORQUE HARDWARE TO SPECIFICATIONS BELOW



****BACK SIDE OF CURB SIDE SHOWN****
ROAD SIDE WILL BE OPPOSITE

PROPRIETARY AND CONFIDENTIAL
 THE INFORMATION CONTAINED IN THIS
 DRAWING IS THE SOLE PROPERTY OF
 GEN-Y GROUP. ANY REPRODUCTION IN
 PART OR AS A WHOLE WITHOUT THE
 WRITTEN PERMISSION OF GEN-Y GROUP IS
 STRICTLY PROHIBITED.
 E-MAIL: mike@genyhitch.com

DIMENSIONS ARE IN INCHES
 TOLERANCES:
 ANGULAR: MACH ± 1.0
 TWO PLACE DECIMAL $\pm .03$
 THREE PLACE DECIMAL $\pm .015$
 Material ST
 FINISH N/A
 DO NOT SCALE DRAWING

	NAME	DATE
DRAWN	FPW	03/17/25
CHECKED	.	.
AREA	.	.
PERIMETER	.	.
TRACKING PART NO:	GEN-Y HITCH NAPPANEE IN	

GEN-Y HITCH		
DESCRIPTION		
MAIN ASSY - RUNNING BOARDS - RAM 2500 & 3500		
SIZE	DWG. NO.	REV.
A	GH-25004	A
SCALE: 1:10	WEIGHT: 85.843 FT/LB	SHEET 3 OF 3