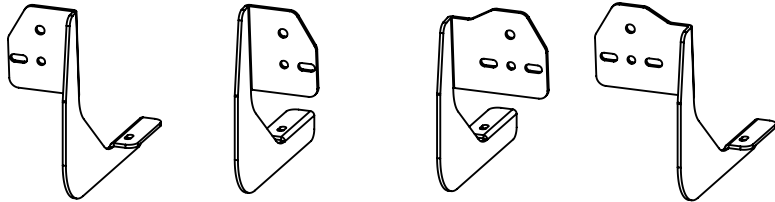
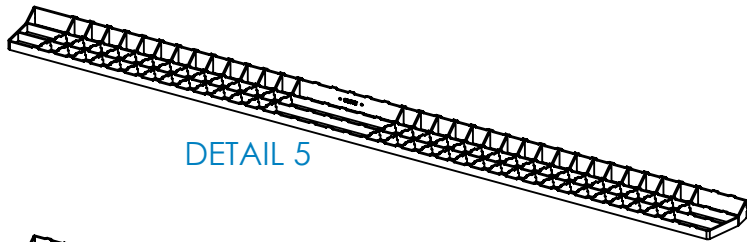


RUNNING BOARD INSTALLATION ISTRUCTIONS

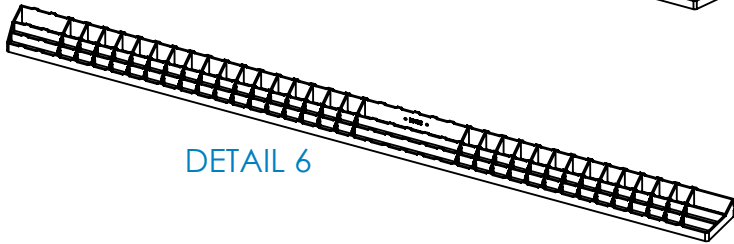
GH-25004
FOR RAM 2500 & 3500 (2011-2025)



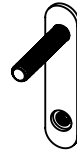
DETAIL 1 DETAIL 2 DETAIL 3 DETAIL 4



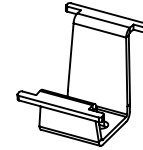
DETAIL 5



DETAIL 6



DETAIL 7



DETAIL 8

TOOLS NEEDED

- 1/2" SOCKET
- 1/2" WRENCH
- 9/16" SOCKET
- 9/16" WRENCH
- RATCHET
- TORQUE WRENCH

DET	REV	PartNo	DESCRIPTION	QTY
1	C	103717	BRACKET - STYLE 1 - RAM 2500 & 3500	2
2	C	103718	BRACKET - STYLE 2 - RAM 2500 & 3500	2
3	D	103729	BRACKET - STYLE 3 - RAM 2500 & 3500	1
4	D	103730	BRACKET - STYLE 4 - RAM 2500 & 3500	1
5	B	103722	ASSY - RUNNING BOARD - CS - 84in	1
6	B	103723	ASSY - RUNNING BOARD - RS - 84in	1
7	A	103719	BRACKET - MOUNTING - INNER FRAME RAIL - RAM 2500 & 3500	6
8	G	103584	BRACKET - RUNNING BOARD - INNER	6
9	A	00381	WASHER - ST - FLAT - .375	6
10	A	00382	WASHER - ST - LOCK - .375	6
11	A	901080	NUT - ST GR 5 - .375-16	6
12	A	00383	WASHER - ST - FLAT - .313	6
13	A	00384	WASHER - ST - LOCK - .313	6
14	A	00385	BOLT - ST - .313-18 X 1.00	6
15	A	00390	BOLT - SS - .313-18 X .750 - FULL THREAD	6
16	A	00391	NUT - GR C ZINC - .313-18 - DIST THREAD LOCKING	6
17	C	103819	MOUNT - LOGO - PUSH IN - MOLDED	2
18	A	901110	GRAPHICS	2

PROPRIETARY AND CONFIDENTIAL
THE INFORMATION CONTAINED IN THIS DRAWING IS THE SOLE PROPERTY OF GEN-Y GROUP. ANY REPRODUCTION IN PART OR AS A WHOLE WITHOUT THE WRITTEN PERMISSION OF GEN-Y GROUP IS STRICTLY PROHIBITED.
E-MAIL mike@genyhitch.com

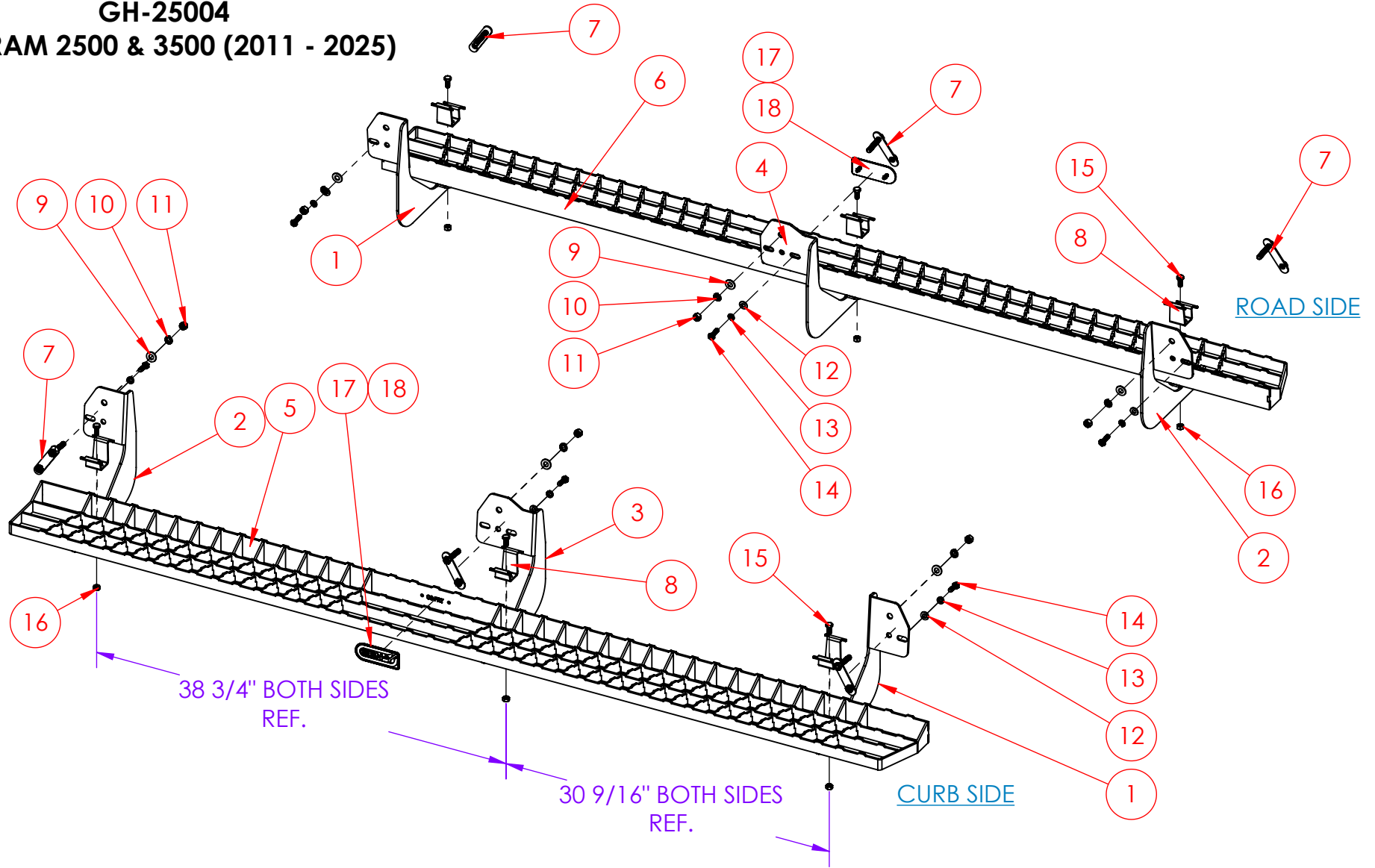
A	PRODUCTION RELEASE	03/17/25	FPW	
REV.	DESCRIPTION	DATE	DRW	CHK
DIMENSIONS ARE IN INCHES		NAME	DATE	
TOLERANCES:		DRAWN	FPW	03/17/25
ANGULAR: MACH ± 1.0		CHECKED	.	.
TWO PLACE DECIMAL ± .03		AREA	.	
THREE PLACE DECIMAL ± .015		PERIMETER	.	
Material	ST	TRACKING PART NO: GEN-Y HITCH NAPPANEE IN		
FINISH	N/A			
DO NOT SCALE DRAWING				

GEN-Y HITCH

DESCRIPTION
MAIN ASSY - RUNNING BOARDS - RAM 2500 & 3500

SIZE	DWG. NO.	REV.
A	GH-25004	A
SCALE: NTS	WEIGHT: 85.818 FT/LB	SHEET 1 OF 3

GH-25004
FITS RAM 2500 & 3500 (2011 - 2025)



PROPRIETARY AND CONFIDENTIAL
 THE INFORMATION CONTAINED IN THIS DRAWING IS THE SOLE PROPERTY OF GEN-Y GROUP. ANY REPRODUCTION IN PART OR AS A WHOLE WITHOUT THE WRITTEN PERMISSION OF GEN-Y GROUP IS STRICTLY PROHIBITED.
 E-MAIL: mike@genyhitch.com

DIMENSIONS ARE IN INCHES	
TOLERANCES:	
ANGULAR:	MACH ± 1.0
TWO PLACE DECIMAL	± .03
THREE PLACE DECIMAL	± .015
Material	ST
FINISH	N/A
DO NOT SCALE DRAWING	

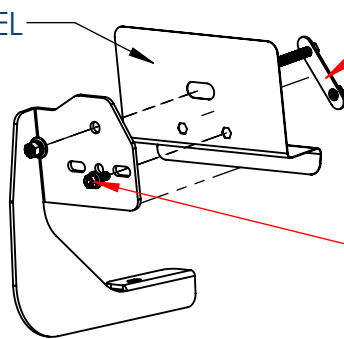
	NAME	DATE
DRAWN	FPW	03/17/25
CHECKED	.	.
AREA	.	.
PERIMETER	.	.
TRACKING PART NO:	GEN-Y HITCH NAPPANEE IN	

GEN-Y HITCH		
DESCRIPTION		
MAIN ASSY - RUNNING BOARDS - RAM 2500 & 3500		
SIZE	DWG. NO.	REV.
A	GH-25004	A
SCALE: 1:12	WEIGHT: 85.818 FT/LB	SHEET 2 OF 3

GH-25004

FITS RAM 2500 & 3500 (2011 - 2025)

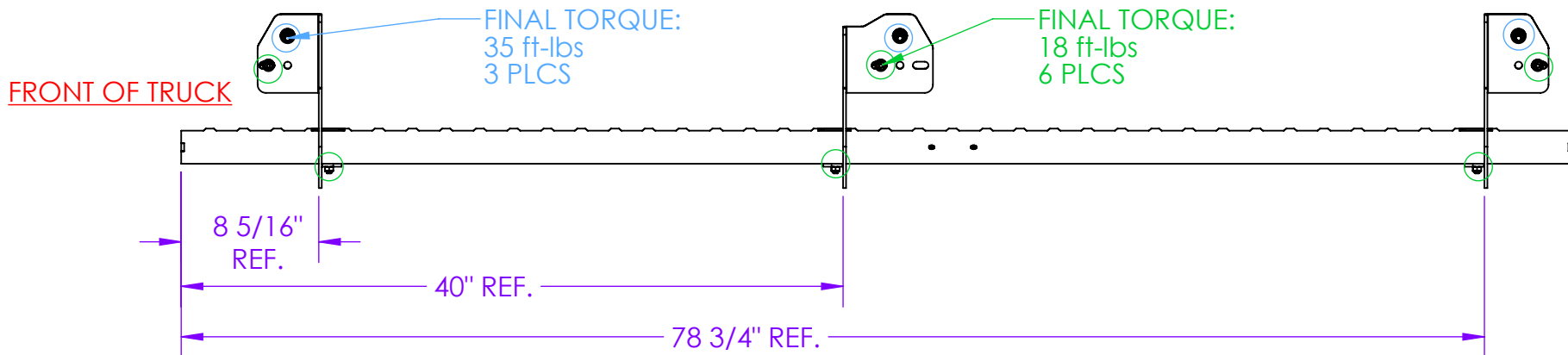
INNER ROCKER PANEL



STEP 1 -
INSERT DETAIL 5 THROUGH OVAL SLOT AND HOLD SECURELY. THEN INSTALL MOUNTING BRACKET, WASHERS AND HAND TIGHTEN THE NUT.

STEP 2 -
INSTALL BOLT & WASHERS AND HAND TIGHTEN.

STEP 3 -
INSURE RUNNING BOARD & BRACKETS ARE PROPERLY ALIGNED THEN TORQUE HARDWARE TO SPECIFICATIONS BELOW



****BACK SIDE OF CURB SIDE SHOWN****
ROAD SIDE WILL BE OPPOSITE

PROPRIETARY AND CONFIDENTIAL
THE INFORMATION CONTAINED IN THIS DRAWING IS THE SOLE PROPERTY OF GEN-Y GROUP. ANY REPRODUCTION IN PART OR AS A WHOLE WITHOUT THE WRITTEN PERMISSION OF GEN-Y GROUP IS STRICTLY PROHIBITED.
E-MAIL: mike@genyhitch.com

DIMENSIONS ARE IN INCHES
TOLERANCES:
ANGULAR: MACH ± 1.0
TWO PLACE DECIMAL ± .03
THREE PLACE DECIMAL ± .015

Material	ST
FINISH	N/A
DO NOT SCALE DRAWING	

	NAME	DATE
DRAWN	FPW	03/17/25
CHECKED	.	.
AREA	.	.
PERIMETER	.	.
TRACKING PART NO:	GEN-Y HITCH NAPPANEE IN	

DESCRIPTION
MAIN ASSY - RUNNING BOARDS - RAM 2500 & 3500

SIZE	DWG. NO.	REV.
A	GH-25004	A
SCALE: 1:10	WEIGHT: 85.818 FT/LB	SHEET 3 OF 3