



# RUNNING BOARD

## *Installation Guide*



---

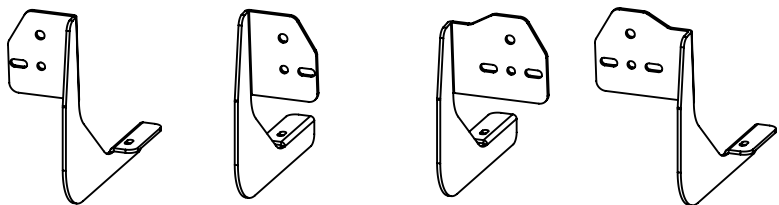
**GH-25004**

FITS RAM 2500 & 3500 (2011-2025)

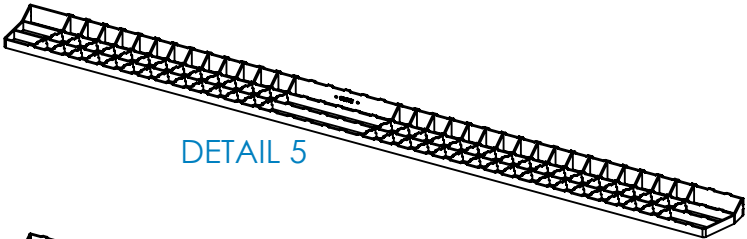
Updated May 2, 2025

**RUNNING BOARD INSTALLATION INSTRUCTIONS**

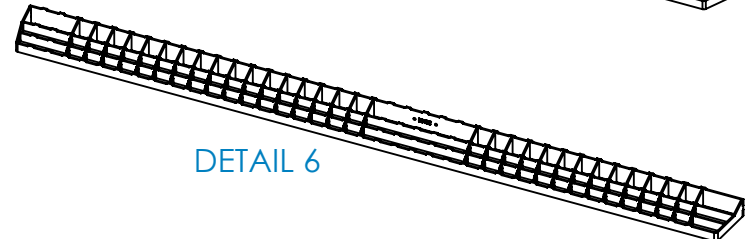
GH-25004  
FOR RAM 2500 & 3500 (2011-2025)



DETAIL 1      DETAIL 2      DETAIL 3      DETAIL 4



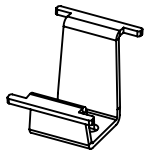
DETAIL 5



DETAIL 6



DETAIL 7



DETAIL 8

DET	REV	PartNo	DESCRIPTION	QTY
1	C	103717	BRACKET - STYLE 1 - RAM 2500 & 3500	2
2	C	103718	BRACKET - STYLE 2 - RAM 2500 & 3500	2
3	D	103729	BRACKET - STYLE 3 - RAM 2500 & 3500	1
4	D	103730	BRACKET - STYLE 4 - RAM 2500 & 3500	1
5	B	103722	ASSY - RUNNING BOARD - CS - 84in	1
6	B	103723	ASSY - RUNNING BOARD - RS - 84in	1
7	A	103719	BRACKET - MOUNTING - INNER FRAME RAIL - RAM 2500 & 3500	6
8	G	103584	BRACKET - RUNNING BOARD - INNER	6
9	A	00381	WASHER - ST - FLAT - .375	6
10	A	00382	WASHER - ST - LOCK - .375	6
11	A	901080	NUT - ST GR 5 - .375-16	6
12	A	00383	WASHER - ST - FLAT - .313	6
13	A	00384	WASHER - ST - LOCK - .313	6
14	A	00385	BOLT - ST - .313-18 X 1.00	6
15	A	00390	BOLT - SS - .313-18 X .750 - FULL THREAD	6
16	A	00391	NUT - GR C ZINC - .313-18 - DIST THREAD LOCKING	6
17	C	103819	MOUNT - LOGO - PUSH IN - MOLDED	2
18	A	901110	STICKER - DOME - GEN Y LOGO	2

**TOOLS NEEDED**

- 1/2" SOCKET
- 1/2" WRENCH
- 9/16" SOCKET
- 9/16" WRENCH
- RATCHET
- TORQUE WRENCH

**PROPRIETARY AND CONFIDENTIAL**  
THE INFORMATION CONTAINED IN THIS DRAWING IS THE SOLE PROPERTY OF GEN-Y GROUP. ANY REPRODUCTION IN PART OR AS A WHOLE WITHOUT THE WRITTEN PERMISSION OF GEN-Y GROUP IS STRICTLY PROHIBITED.  
E-MAIL: [mike@genyhitch.com](mailto:mike@genyhitch.com)

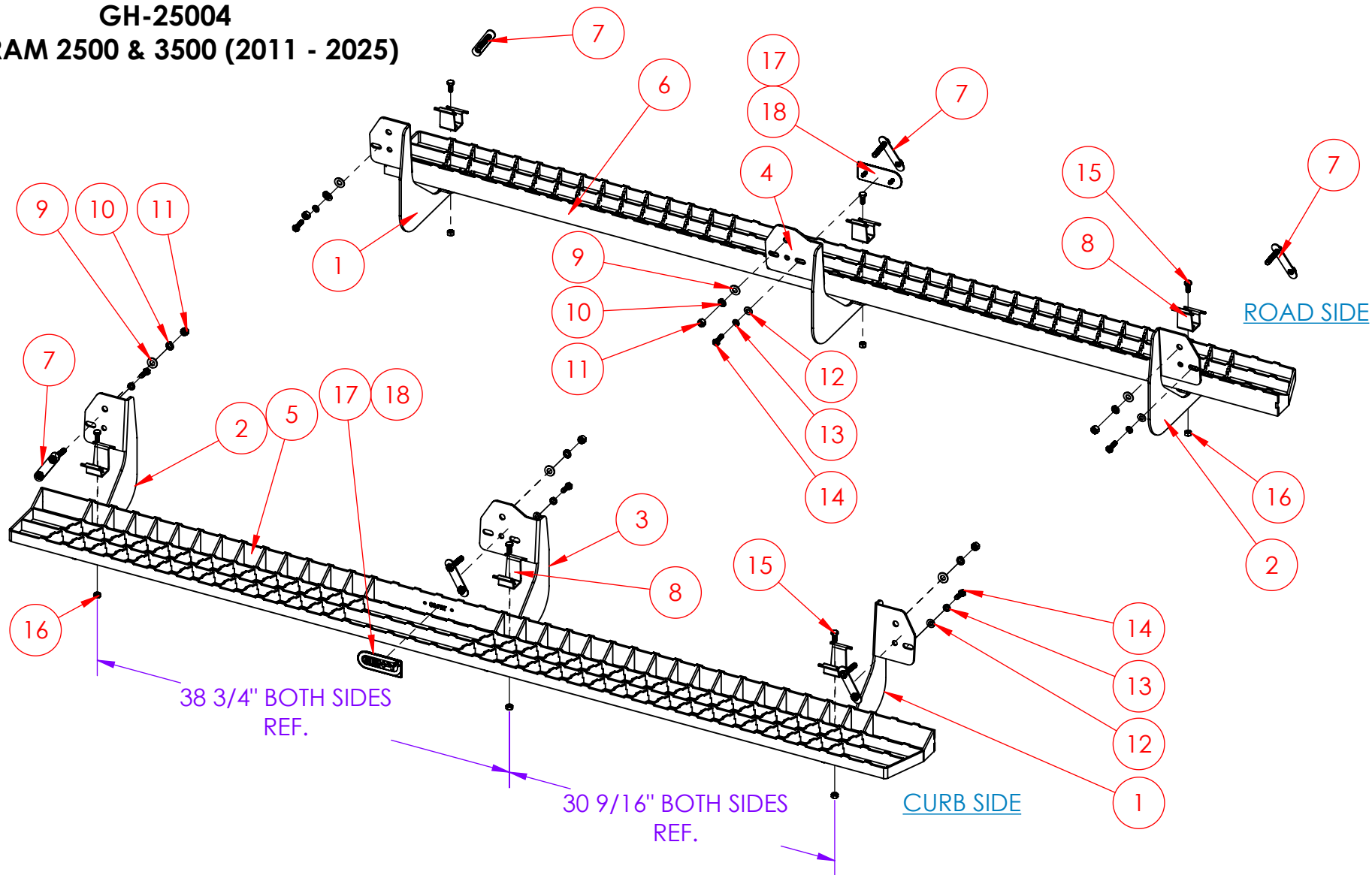
A	PRODUCTION RELEASE		03/17/25	FPW	
REV.	DESCRIPTION		DATE	DRW	CHK
DIMENSIONS ARE IN INCHES TOLERANCES: ANGULAR: MACH ± 1.0 TWO PLACE DECIMAL    ± .03 THREE PLACE DECIMAL   ± .015  Material					

DESCRIPTION  
**MAIN ASSY - RUNNING BOARDS - RAM 2500 & 3500**

SIZE	DWG. NO.	REV.
<b>A</b>	<b>GH-25004</b>	<b>A</b>

SCALE: NTS	WEIGHT: 85.843 FT/LB	SHEET 1 OF 3
------------	----------------------	--------------

**GH-25004**  
**FITS RAM 2500 & 3500 (2011 - 2025)**



**PROPRIETARY AND CONFIDENTIAL**  
 THE INFORMATION CONTAINED IN THIS  
 DRAWING IS THE SOLE PROPERTY OF  
 GEN-Y GROUP. ANY REPRODUCTION IN  
 PART OR AS A WHOLE WITHOUT THE  
 WRITTEN PERMISSION OF GEN-Y GROUP IS  
 STRICTLY PROHIBITED.  
 E-MAIL: mike@genyhitch.com

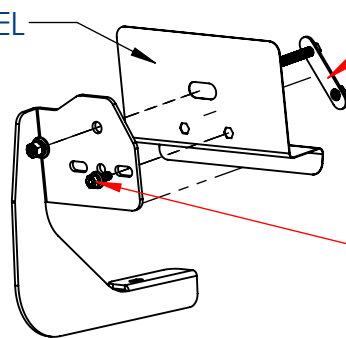
DIMENSIONS ARE IN INCHES  
 TOLERANCES:  
 ANGULAR: MACH  $\pm 1.0$   
 TWO PLACE DECIMAL  $\pm .03$   
 THREE PLACE DECIMAL  $\pm .015$   
 Material ST  
 FINISH N/A  
 DO NOT SCALE DRAWING

	NAME	DATE
DRAWN	FPW	03/17/25
CHECKED	.	.
AREA	.	.
PERIMETER	.	.
TRACKING PART NO:	GEN-Y HITCH NAPPANEE IN	

<b>GEN-Y HITCH</b>		
DESCRIPTION <b>MAIN ASSY - RUNNING BOARDS - RAM 2500 &amp; 3500</b>		
SIZE <b>A</b>	DWG. NO. <b>GH-25004</b>	REV. <b>A</b>
SCALE: 1:12	WEIGHT: 85.843 FT/LB	SHEET 2 OF 3

# **GH-25004** **FITS RAM 2500 & 3500 (2011 - 2025)**

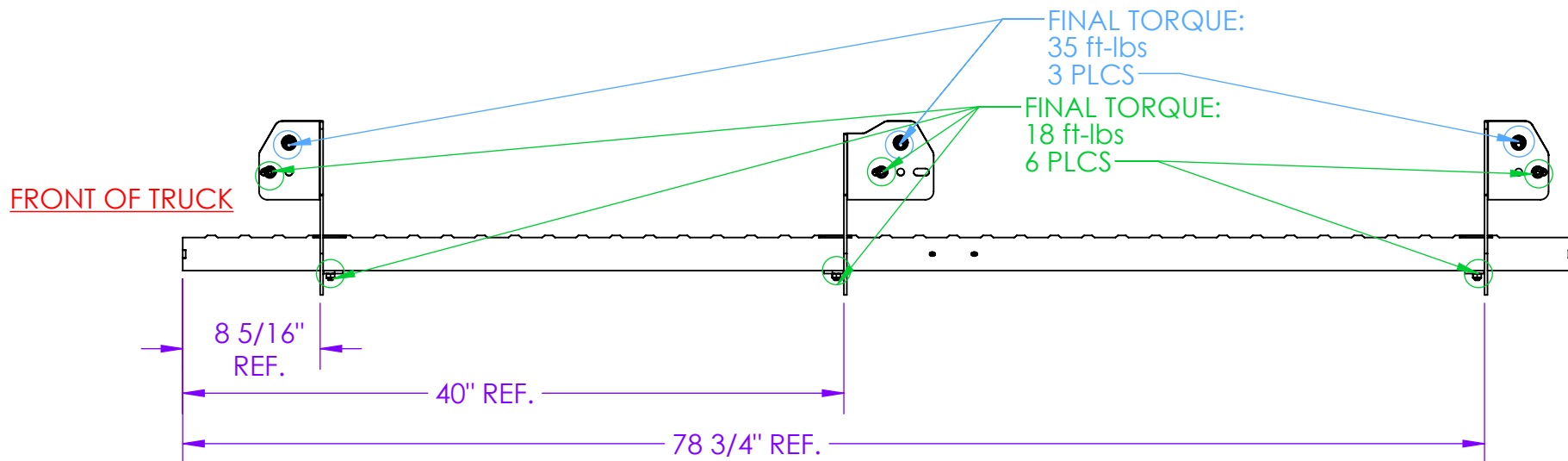
INNER ROCKER PANEL



**STEP 1 -**  
 INSERT DETAIL 7 THROUGH OVAL SLOT  
 AND HOLD SECURELY. THEN INSTALL  
 MOUNTING BRACKET, WASHERS AND  
 HAND TIGHTEN THE NUT.

**STEP 2 -**  
 INSTALL BOLT & WASHERS  
 AND HAND TIGHTEN.

**STEP 3 -**  
 ENSURE RUNNING BOARD & BRACKETS ARE PROPERLY ALIGNED THEN TORQUE HARDWARE TO SPECIFICATIONS BELOW



**\*\*BACK SIDE OF CURB SIDE SHOWN\*\***  
**ROAD SIDE WILL BE OPPOSITE**

**PROPRIETARY AND CONFIDENTIAL**  
 THE INFORMATION CONTAINED IN THIS  
 DRAWING IS THE SOLE PROPERTY OF  
 GEN-Y GROUP. ANY REPRODUCTION IN  
 PART OR AS A WHOLE WITHOUT THE  
 WRITTEN PERMISSION OF GEN-Y GROUP IS  
 STRICTLY PROHIBITED.  
 E-MAIL: mike@genyhitch.com

DIMENSIONS ARE IN INCHES  
 TOLERANCES:  
 ANGULAR: MACH  $\pm 1.0$   
 TWO PLACE DECIMAL  $\pm .03$   
 THREE PLACE DECIMAL  $\pm .015$   
 Material ST  
 FINISH N/A  
 DO NOT SCALE DRAWING

	NAME	DATE
DRAWN	FPW	03/17/25
CHECKED	.	.
AREA	.	.
PERIMETER	.	.
TRACKING PART NO:	GEN-Y HITCH NAPPANEE IN	

<b>GEN-Y HITCH</b>		
DESCRIPTION		
<b>MAIN ASSY - RUNNING BOARDS - RAM 2500 &amp; 3500</b>		
SIZE	DWG. NO.	REV.
<b>A</b>	<b>GH-25004</b>	<b>A</b>
SCALE: 1:10	WEIGHT: 85.843 FT/LB	SHEET 3 OF 3