



RUNNING BOARD

Installation Guide

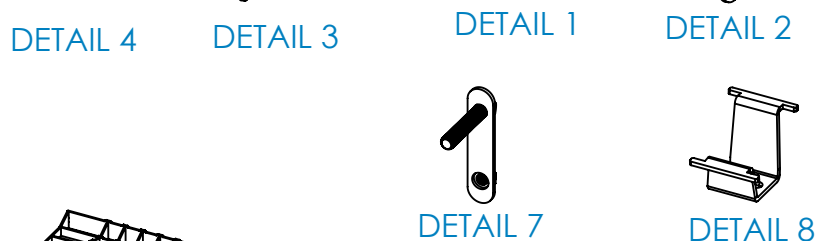


GH-25004

FITS RAM 2500 & 3500 (2011-2025)

Updated May 2, 2025

GH-25004
FOR RAM 2500 & 3500 (2011-2025)

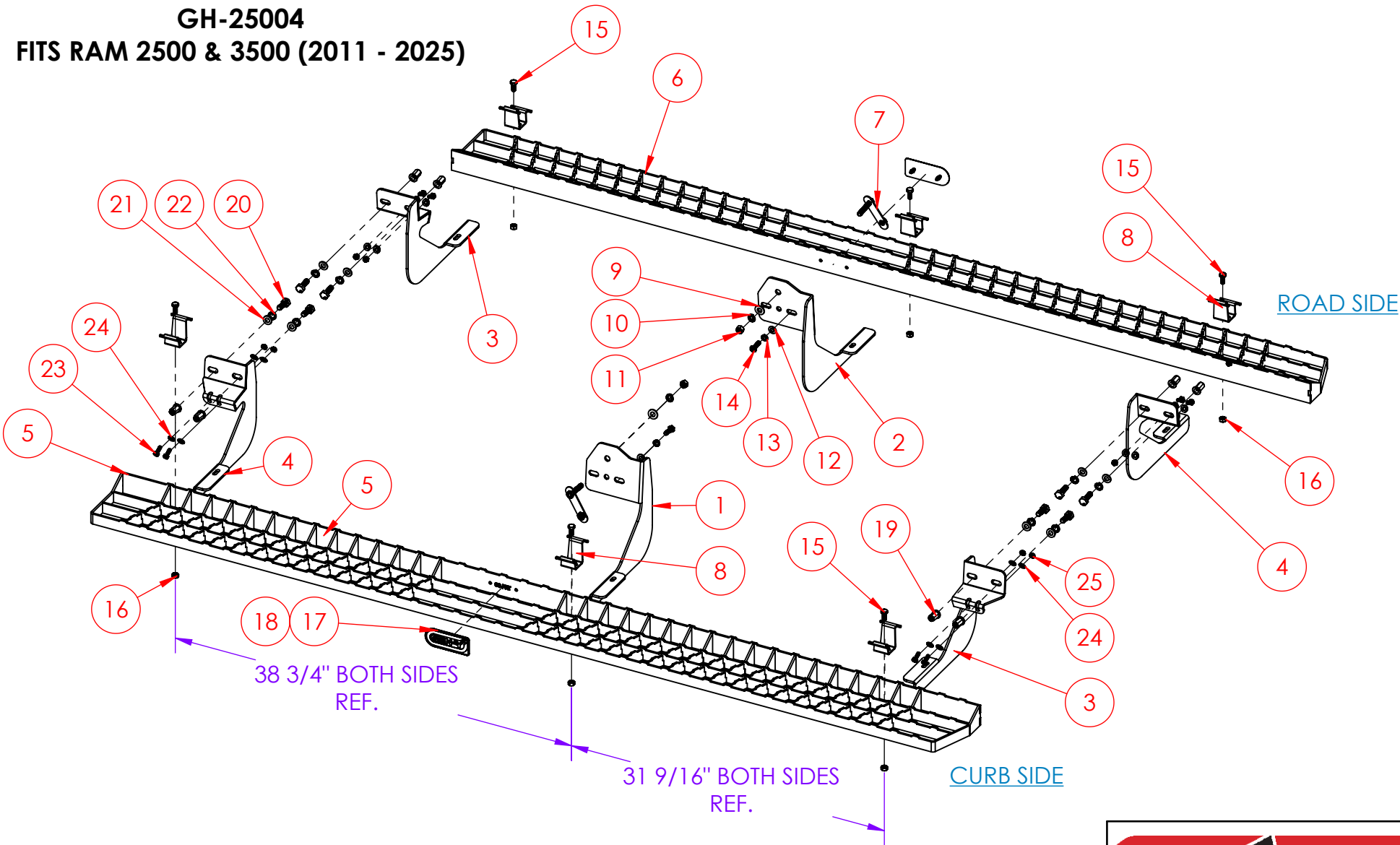


PROPRIETARY AND CONFIDENTIAL
THE INFORMATION CONTAINED IN THIS
DRAWING IS THE SOLE PROPERTY OF
GEN-Y GROUP. ANY REPRODUCTION IN
PART OR AS A WHOLE WITHOUT THE
WRITTEN PERMISSION OF GEN-Y GROUP IS
STRICTLY PROHIBITED.
E-Mail: mike@aenvhitch.com

C	ADD .500 WASHER INSTAL ONLY	6/17/25	LJS	
B	REDESIGN FRONT/REAR BRACKETS	6/9/25	LJS	
A	PRODUCTION RELEASE	03/17/25	FPW	
REV.	DESCRIPTION	DATE	DRW	CHK
DIMENSIONS ARE IN INCHES TOLERANCES: ANGULAR: MACH ± 1.0 TWO PLACE DECIMAL ± .03 THREE PLACE DECIMAL ± .015		NAME	DATE	
		DRAWN	FPW	03/17/25
		CHECKED	.	.
		AREA	.	
		Material	PERIMETER	GEN-Y HITCH NAPPANEE IN
FINISH	TRACKING PART NO:			
DO NOT SCALE DRAWING				



GH-25004
FITS RAM 2500 & 3500 (2011 - 2025)



PROPRIETARY AND CONFIDENTIAL
THE INFORMATION CONTAINED IN THIS
DRAWING IS THE SOLE PROPERTY OF
GEN-Y GROUP. ANY REPRODUCTION IN
PART OR AS A WHOLE WITHOUT THE
WRITTEN PERMISSION OF GEN-Y GROUP IS
STRICTLY PROHIBITED.
E-MAIL: mike@genyhitch.com

DIMENSIONS ARE IN INCHES	
TOLERANCES:	
ANGULAR: MACH	± 1.0
TWO PLACE DECIMAL	± .03
THREE PLACE DECIMAL	± .015
Material	ST
FINISH	N/A
DO NOT SCALE DRAWING	

	NAME	DATE
DRAWN	FPW	03/17/25
CHECKED	.	.
AREA	.	.
PERIMETER	.	.
TRACKING PART NO:	GEN-Y HITCH NAPPANEE IN	

GEN-Y HITCH		
DESCRIPTION		
MAIN ASSY - RUNNING BOARDS - RAM 2500 & 3500		
SIZE	DWG. NO.	REV.
A	GH-25004	C
SCALE: 1:12	WEIGHT: 85.317 FT/LB	SHEET 2 OF 4

GH-25004
FITS RAM 2500 & 3500 (2011 - 2025)

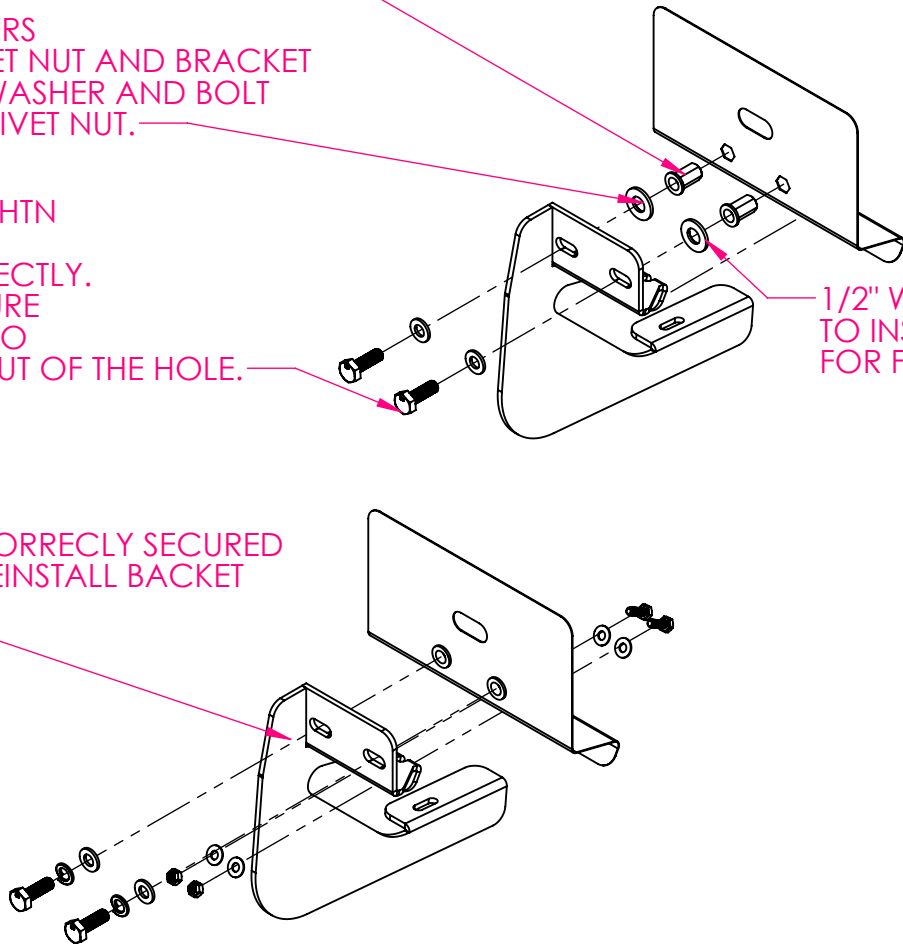
INSTALLATION FOR FRONT AND REAR BRACKETS

STEP 1 -
INSERT RIVET NUTS
INTO HEX SHAPED HOLES
IN ROCKER PANEL.
IF NEEDED TAP RIVET NUTS
WITH A HAMMER SLIGHTLY
TO INSERT.

STEP 2 -
USE 1/2" WASHERS
IN BETWEEN RIVET NUT AND BRACKET
AND USE M10 WASHER AND BOLT
TO FASTEN TO RIVET NUT.

STEP 3 -
USE IMPACT WRENCH TO TIGHTN
BOLT INTO RIVET NUT UNTL
RIVET NUT COLLAPSES CORRECTLY.
MAKE SURE TO APPLY PRESSURE
TOWARDS ROCKER BOARD SO
RIVET NUT CAN NOT BACK OUT OF THE HOLE.

STEP 4 -
ONCE BOTH RIVET NUTS ARE CORRECTLY SECURED
TAKE OFF THE BRACKET AND REINSTALL BACKET
WITH ALL FASTENERS.



PROPRIETARY AND CONFIDENTIAL
THE INFORMATION CONTAINED IN THIS
DRAWING IS THE SOLE PROPERTY OF
GEN-Y GROUP. ANY REPRODUCTION IN
PART OR AS A WHOLE WITHOUT THE
WRITTEN PERMISSION OF GEN-Y GROUP IS
STRICTLY PROHIBITED.
E-MAIL: mike@genyhitch.com

DIMENSIONS ARE IN INCHES
TOLERANCES:
ANGULAR: MACH ± 1.0
TWO PLACE DECIMAL $\pm .03$
THREE PLACE DECIMAL $\pm .015$
Material ST
FINISH N/A
DO NOT SCALE DRAWING

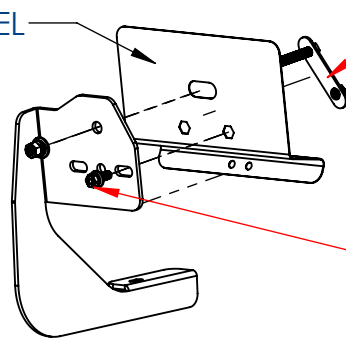
	NAME	DATE
DRAWN	FPW	03/17/25
CHECKED	.	.
AREA	.	.
PERIMETER	.	.
TRACKING PART NO:	GEN-Y HITCH NAPPANEE IN	



DESCRIPTION MAIN ASSY - RUNNING BOARDS - RAM 2500 & 3500		
SIZE A	DWG. NO. GH-25004	REV. C
SCALE: 1:32	WEIGHT: 85.317 FT/LB	SHEET 3 OF 4

GH-25004 **FITS RAM 2500 & 3500 (2011 - 2025)**

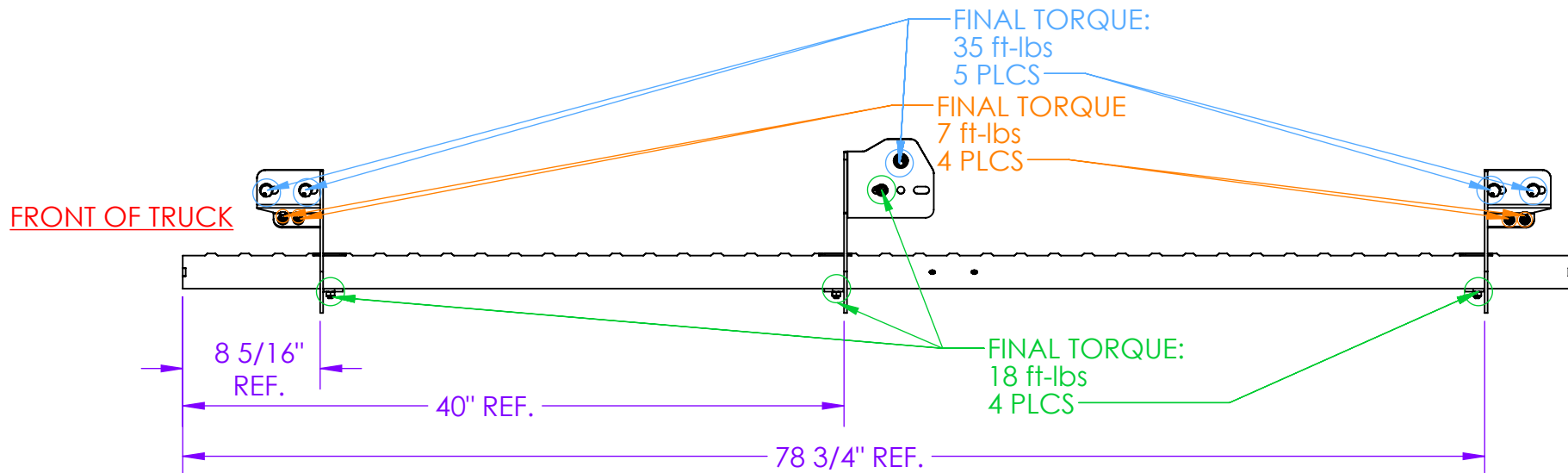
INNER ROCKER PANEL



STEP 1 -
 INSERT DETAIL 7 THROUGH OVAL SLOT
 AND HOLD SECURELY. THEN INSTALL
 MOUNTING BRACKET, WASHERS AND
 HAND TIGHTEN THE NUT.

STEP 2 -
 INSTALL BOLT & WASHERS
 AND HAND TIGHTEN.

STEP 3 -
 ENSURE RUNNING BOARD & BRACKETS ARE PROPERLY ALIGNED THEN TORQUE HARDWARE TO SPECIFICATIONS BELOW



****BACK SIDE OF CURB SIDE SHOWN****
ROAD SIDE WILL BE OPPOSITE

PROPRIETARY AND CONFIDENTIAL
 THE INFORMATION CONTAINED IN THIS
 DRAWING IS THE SOLE PROPERTY OF
 GEN-Y GROUP. ANY REPRODUCTION IN
 PART OR AS A WHOLE WITHOUT THE
 WRITTEN PERMISSION OF GEN-Y GROUP IS
 STRICTLY PROHIBITED.
 E-MAIL: mike@genyhitch.com

DIMENSIONS ARE IN INCHES
 TOLERANCES:
 ANGULAR: MACH ± 1.0
 TWO PLACE DECIMAL $\pm .03$
 THREE PLACE DECIMAL $\pm .015$
 Material ST
 FINISH N/A
 DO NOT SCALE DRAWING

	NAME	DATE
DRAWN	FPW	03/17/25
CHECKED	.	.
AREA	.	.
PERIMETER	.	.
TRACKING PART NO:	GEN-Y HITCH NAPPANEE IN	

GEN-Y HITCH		
DESCRIPTION		
MAIN ASSY - RUNNING BOARDS - RAM 2500 & 3500		
SIZE	DWG. NO.	REV.
A	GH-25004	C
SCALE: 1:10	WEIGHT: 85.317 FT/LB	SHEET 4 OF 4