



# GOOSEPUCK

## *Installation Guide*



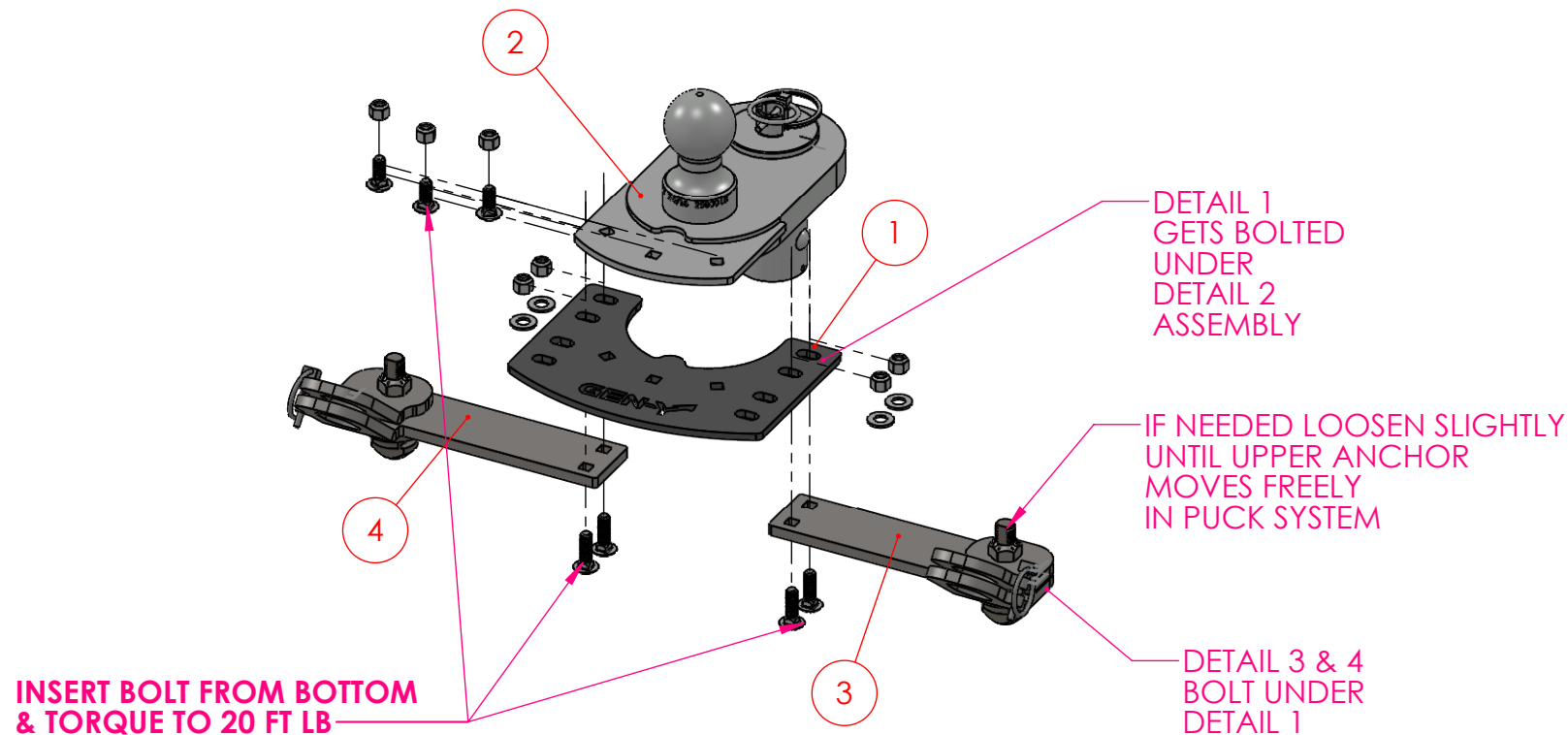
**GH-21017**

FITS GM 2020-25

Updated July 21, 2025

DET	REV	PartNo	DESCRIPTION	QTY
1	A	104367	PLATE - GOOSEPUCK LINK BRACKET - GM 2020-25	1
2	C	104462	ASSY - COMPLETE - GOOSEPUCK LONG STEM	1
3	A	104464	ASSY - COMPLETE - SAFTEY CHAIN ARM - CS	1
4	A	104465	ASSY - COMPLETE - SAFTEY CHAIN ARM - RS	1

**NOTE: BOLTS ARE INCLUDED  
WITH 104462 SUB ASSY**

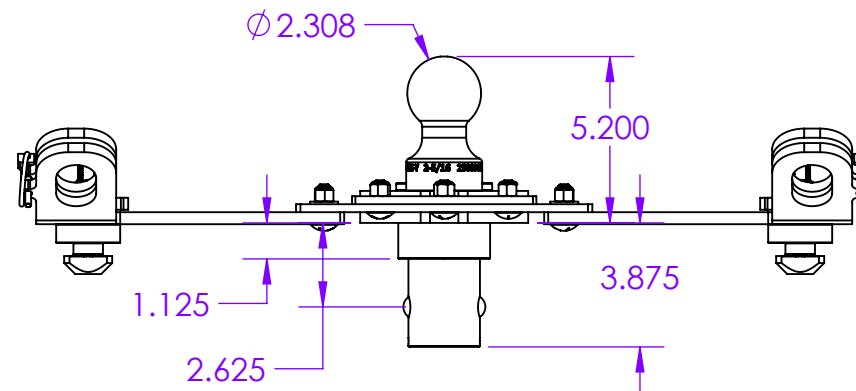
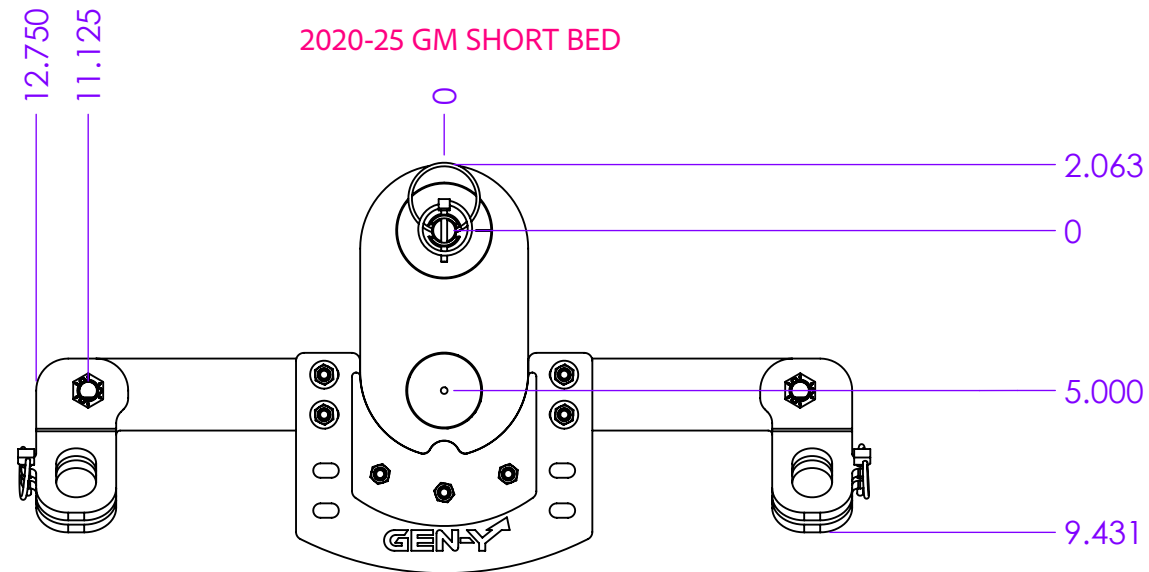


C	CHG FROM #104374	03/13/25	MJS	
B	CHANGED GOOSEPUCK LINK OUT FOR ONE WITH SQ HOLES	2/19/25	LJS	
A	PRODUCTION RELEASE	2/7/25	LJS	
REV.	DESCRIPTION	DATE	DRW	CHK
DIMENSIONS ARE IN INCHES		NAME	DATE	
TOLERANCES:		DRAWN	LJS 2/7/25	
ANGULAR: MACH $\pm 1.0$		CHECKED	.	
TWO PLACE DECIMAL $\pm .03$		AREA	.	
THREE PLACE DECIMAL $\pm .015$		PERIMETER	.	
Material		TRACKING PART NO:	GEN-Y HITCH NAPPANEE IN	
Material <not specified>				
FINISH				
N/A				
DO NOT SCALE DRAWING				

**PROPRIETARY AND CONFIDENTIAL**  
THE INFORMATION CONTAINED IN THIS DRAWING IS THE SOLE PROPERTY OF GEN-Y GROUP. ANY REPRODUCTION IN PART OR AS A WHOLE WITHOUT THE WRITTEN PERMISSION OF GEN-Y GROUP IS STRICTLY PROHIBITED.  
E-MAIL: mike@genyhitch.com



DESCRIPTION			
MAIN ASSY - GOOSE PUCK - GM 2020-25			
SIZE	DWG. NO.	REV.	
A	GH-21017	C	
SCALE: 1:6	WEIGHT:	34.838 FT/LB	SHEET 1 OF 3

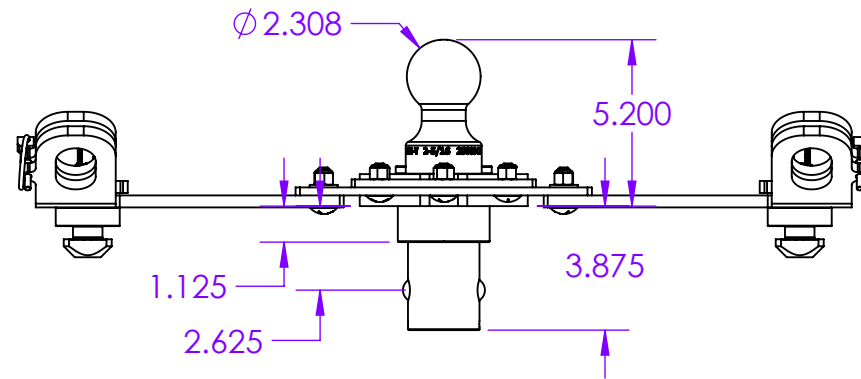
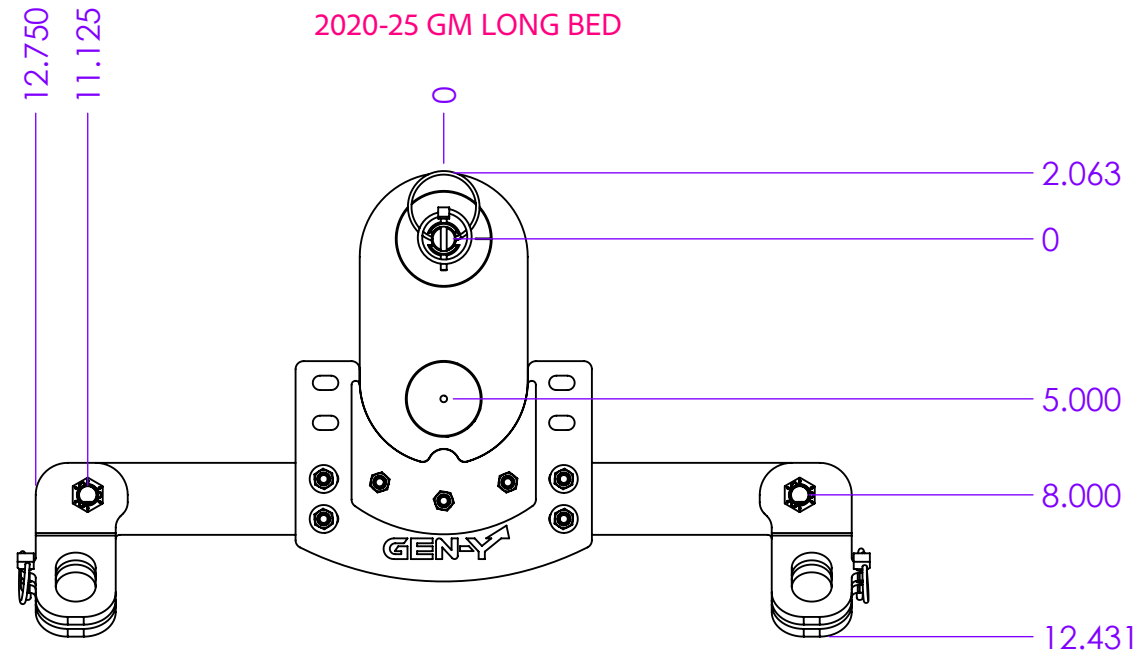


**PROPRIETARY AND CONFIDENTIAL**  
 THE INFORMATION CONTAINED IN THIS  
 DRAWING IS THE SOLE PROPERTY OF  
 GEN-Y GROUP. ANY REPRODUCTION IN  
 PART OR AS A WHOLE WITHOUT THE  
 WRITTEN PERMISSION OF GEN-Y GROUP IS  
 STRICTLY PROHIBITED.  
 E-MAIL: mike@genyhitch.com

DIMENSIONS ARE IN INCHES  
 TOLERANCES:  
 ANGULAR: MACH  $\pm 1.0$   
 TWO PLACE DECIMAL  $\pm .03$   
 THREE PLACE DECIMAL  $\pm .015$   
 Material **Material <not specified>**  
 FINISH **N/A**  
 DO NOT SCALE DRAWING

	NAME	DATE
DRAWN	LJS	2/7/25
CHECKED	.	.
AREA	.	.
PERIMETER	.	.
TRACKING PART NO:	GEN-Y HITCH NAPPANEE IN	

<b>GEN-Y HITCH</b>		
DESCRIPTION <b>MAIN ASSY - GOOSE PUCK - GM 2020-25</b>		
SIZE <b>A</b>	DWG. NO. <b>GH-21017</b>	REV. <b>C</b>
SCALE: 1:6	WEIGHT: <b>34.838 FT/LB</b>	SHEET 2 OF 3



**PROPRIETARY AND CONFIDENTIAL**  
THE INFORMATION CONTAINED IN THIS DRAWING IS THE SOLE PROPERTY OF GEN-Y GROUP. ANY REPRODUCTION IN PART OR AS A WHOLE WITHOUT THE WRITTEN PERMISSION OF GEN-Y GROUP IS STRICTLY PROHIBITED.  
E-MAIL: [mike@genyhitch.com](mailto:mike@genyhitch.com)

DIMENSIONS ARE IN INCHES  
TOLERANCES:  
ANGULAR: MACH  $\pm 1.0$   
TWO PLACE DECIMAL  $\pm .03$   
THREE PLACE DECIMAL  $\pm .015$   
Material  
Material <not specified>  
FINISH  
N/A  
DO NOT SCALE DRAWING

	NAME	DATE
DRAWN	LJS	2/7/25
CHECKED	.	.
AREA	.	.
PERIMETER	.	.
TRACKING PART NO:		

GEN-Y HITCH  
NAPPANEE IN

GEN-Y HITCH			
DESCRIPTION			
MAIN ASSY - GOOSE PUCK - GM 2020-25			
SIZE	DWG. NO.	REV.	
A	GH-21017	C	
SCALE: 1:6	WEIGHT: 34.838 FT/LB	SHEET 3 OF 3	